



NU-BATH INC.

NU-BATH INC.

+1 (772) 934 6618
support@nubath.com
www.nubath.com

Shipping Options:

- UPS Ground
- 3 Day Select
- 2 Day Air
- Next Day

Items will be shipped
UPS GROUND
if not indicated

NU-LIFE INLAY ORDER FORM

DATE: _____

COMPANY: _____

ADDRESS: _____

PHONE: _____

JOB NAME: _____

MEASUREMENTS

MEASURE FROM FLAT SURFACE ON BOTTOM OF UNIT
MAKE ALL MEASUREMENTS IN INCHES

A: _____

B: _____

C: _____

D: _____

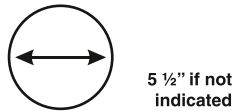
E: _____ F: _____

G: _____ H: _____

CUSTOM CUT

SKETCH YOUR ARTWORK HERE
AND NOTE MEASUREMENTS

SHOWER ONLY
Drain size (diameter)
_____ inches



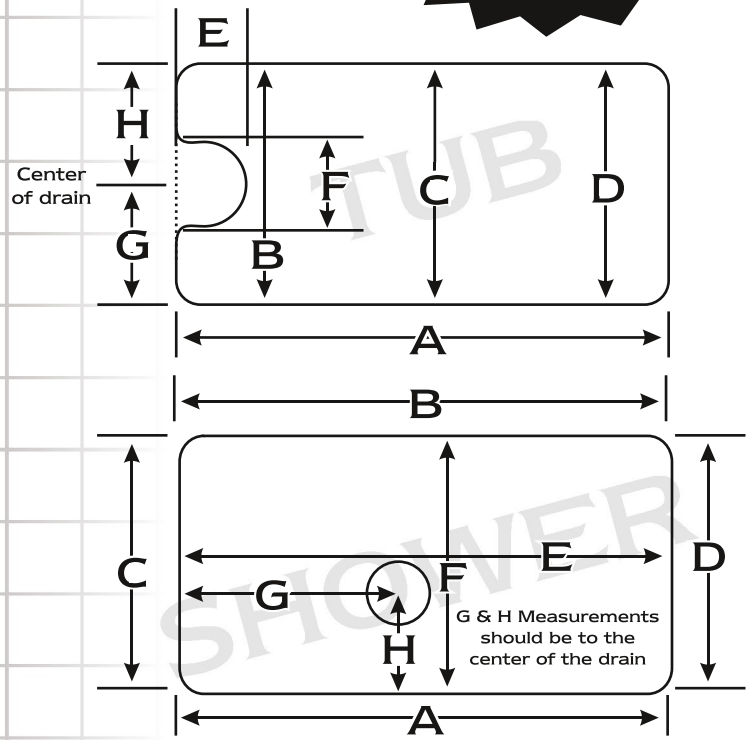

Wrap No-Wrap (note dotted line)

Quantity (white): _____

Quantity (bone): _____

Check all that apply

Tub Shower Custom



Note: E&F Measurements only needed if curve in unit walls are present

FOR OFFICE USE ONLY

Received	Confirmed	Graphics	Cut	Approved	Processed	Packed	Shipped
----------	-----------	----------	-----	----------	-----------	--------	---------