



International Bathworks, Inc.  
P.O.Box 669  
Jensen Beach, Fl 34958

TOLL FREE: 1-888-339-2284  
FAX: 1-888-527-4807  
support@nubath.com

Shipping Options:

- UPS Ground
- 3 Day Select
- 2 Day Air
- Next Day

Items shipped UPS ground if not indicated

# NU-LIFE INLAY ORDER FORM

Date: \_\_\_\_\_

Company: \_\_\_\_\_

Address: \_\_\_\_\_

Phone: \_\_\_\_\_

Job Name: \_\_\_\_\_

## Measurements

MEASURE FROM FLAT SURFACE ON BOTTOM OF UNIT  
MAKE ALL MEASUREMENTS IN INCHES

A: \_\_\_\_\_

B: \_\_\_\_\_

C: \_\_\_\_\_

D: \_\_\_\_\_

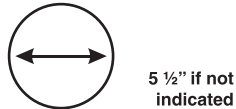
E: \_\_\_\_\_ F: \_\_\_\_\_

G: \_\_\_\_\_ H: \_\_\_\_\_

## CUSTOM CUT

SKETCH YOUR ARTWORK HERE  
AND NOTE MEASUREMENTS

**SHOWER ONLY**  
Drain size (diameter)  
\_\_\_\_\_ inches



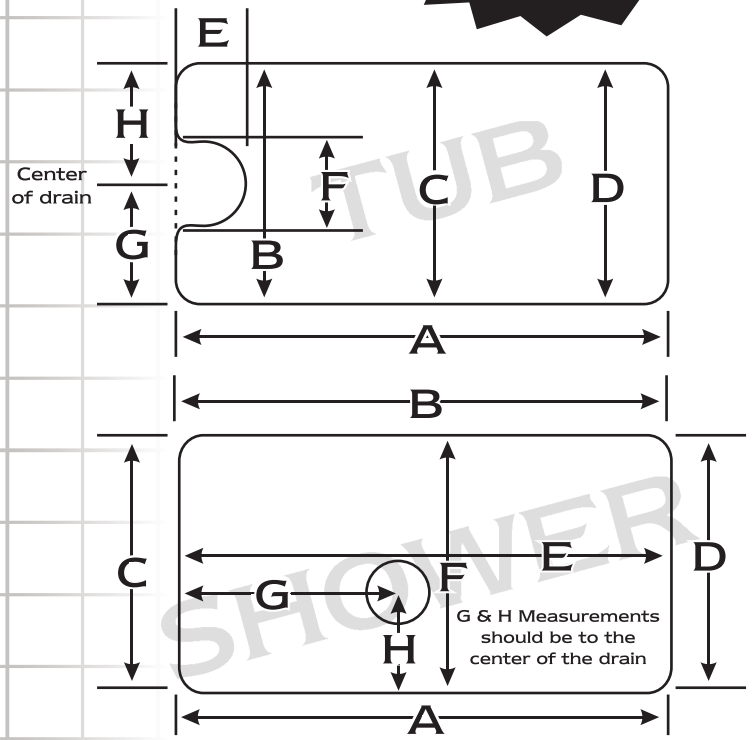

Wrap  No-Wrap (note dotted line)

Quantity (white): \_\_\_\_\_

Quantity (bone): \_\_\_\_\_

Check all that apply

Tub  Shower  Custom



Note: E&F Measurements only needed if curve in unit walls are present

### FOR OFFICE USE ONLY

Received	Confirmed	Graphics	Cut	Approved	Processed	Packed	Shipped
----------	-----------	----------	-----	----------	-----------	--------	---------